


How to find materials in the library?


- 1


Go to PTTA Website.
Click OSCAR.

Your Journey Starts Here


Search for authors, databases, books, journals, articles, etc.


- 2


Enter keyword in search box and click button with icon 


- 3

Select and click desired title.



- 4


Check material's availability, current library, shelving location, call number and status.



- 5

Take note the material's call number and refer to the direction labels that are stated at lift level 1.

ARAS

2  PELJABAT PENTADBIRAN * BILIK MESYUARAT * BILIK PENCARIAN MAKLUMAT * BILIK HIKMAH 1-20
A - B - C - D - E - F - G - HN

3  AUDITORIUM * BILIK SEMINAR 1&2 * BILIK JURNAL & MAJALAH * BILIK PASCA IJAZAH * BILIK EKSPLORASI 1-20 * PERKHIDMATAN FOTOKOPI LAYANDIRI
HQ - J - K - L - M - N - P - QA

4  BILIK IQRA' 1-100 * KOLEKSI KREATIF
QB - R - S - T - U - V - Z
- 6

Go to the shelves and search the material using the labels stated on every shelf.

